




Riscaldatori Minitubolari
Minitubular Heaters




euroheat

h o t r u n n e r h e a t e r s

RISCALDATORI MINITUBOLARI MINITUBULAR HEATERS

EUROHEAT produce riscaldatori MINITUBOLARI di elevato standard qualitativo che si collocano al vertice per quanto riguarda affidabilità, sicurezza e prestazioni. Il riscaldatore MINITUBOLARE deve la sua importanza, nel settore degli elementi elettrici riscaldanti, all'estrema versatilità che lo caratterizza; la possibilità di ottenere elevate temperature di esercizio accoppiata a minimi ingombri consente di assecondare le più disparate esigenze. I riscaldatori MINITUBOLARI EUROHEAT possono essere forniti in diverse lunghezze, potenze e sezioni, e sono disponibili in stock anche con termocoppia incorporata (tipo J).

- 1 Filo resistivo in nichel-cromo 80/20
- 2 Isolamento in ossido di magnesio compattato
- 3 Tubo in acciaio inossidabile
- 4 Giunto termocoppia tipo J
- 5 Disco di fondo in acciaio inossidabile saldato
- 6 Cavi in nichel isolati in PTFE



- 1 Nickel-chrome 80/20 resistance wire
- 2 High purity compacted magnesium oxide
- 3 Stainless steel sheath
- 4 Built-in thermocouple type J
- 5 Tig welded bottom disc
- 6 PTFE insulated nickel leadwires

EUROHEAT manufactures high quality MINITUBULAR heaters that assure the best with respect to safety and performance. MINITUBULAR heater owes its importance to his great versatility; the possibility to reach high working temperatures in small spaces allows to support the most difficult needs. EUROHEAT MINITUBULAR heaters can be manufactured with differents lenghts, powers and sections, and are available from stock also with thermocouple built-in (typeJ).



RISCALDATORI MINITUBOLARI MINITUBULAR HEATERS

NELL'ORDINE SPECIFICARE:

- 1) Numero di codice
- 2) Diametro interno (D)
- 3) Lunghezza spirale (L)
- 4) Protezione cavi
- 5) Tipo uscita cavi
- 6) Orientamento uscita cavi

TO ORDER SPECIFY:

- 1) Code number
- 2) Internal diameter (D)
- 3) Spiral length (L)
- 4) Leads protection
- 5) Leads exit type
- 6) Leads exit direction

PROTEZIONE CAVI - LEADS PROTECTION

Tipo F Type F

Guaina in vetro-silicone
Fiberglass-silicon hose

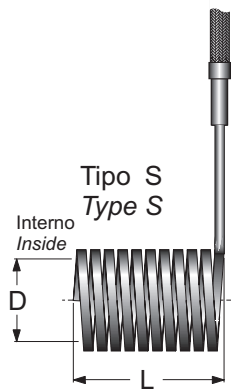
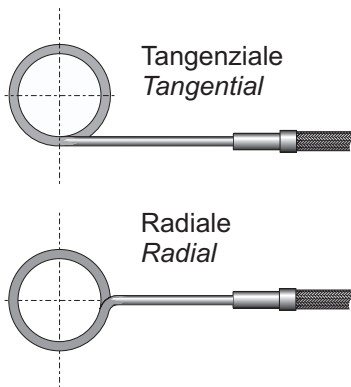


Tipo M Type M

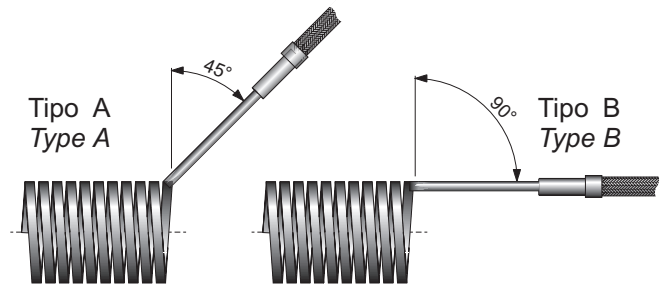
Guaina metallica trecciata
Braided steel hose



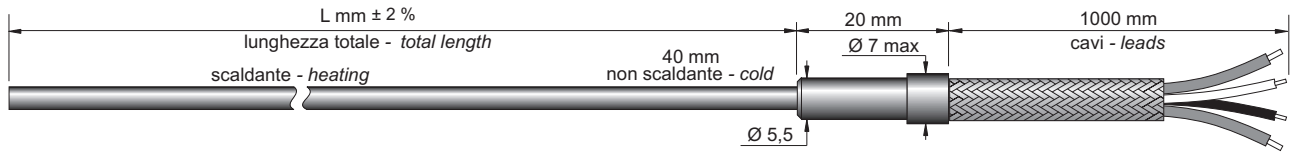
USCITA - EXIT



ORIENTAMENTO DELL'USCITA - EXIT DIRECTION



RISCALDATORI MINITUBOLARI MINITUBULAR HEATERS



RM30

sezione
cross section

● $\varnothing 3,0^{\pm 0,1}$ mm

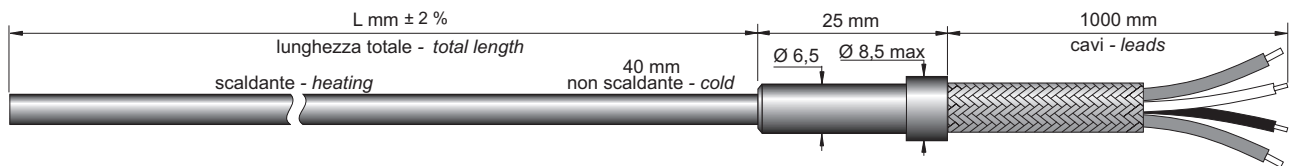
RM30 TC

con termocoppia incorporata (tipo J)
with thermocouple built-in (type J)

Ø INTERNO MINIMO DI SPIRALATURA MINIMUM INTERNAL COILING Ø	8	mm
POTENZA WATTAGE	+5% -10%	
RESISTENZA RESISTANCE	+10% -5%	
RIGIDITA' DIELETTICA DIELECTRIC STRENGHT	1000	V
ISOLAMENTO (a freddo 500Vcc) INSULATION (cold 500Vcc)	> 10	MΩ
DISPERSIONE (corrente di fuga a freddo) LEAKAGE CURRENT (cold)	< 0,5	mA
MASSIMA TEMPERATURA AMMESSA SUL TUBO MAXIMUM WORKING TEMPERATURE ALLOWED ON SHEATH	750	°C

Fornitura standard con cavi in nichel isolati in PTFE lunghi 1000 mm
Standard supply 1000 mm PTFE insulated nickel leadwires

L mm	W 230V	RM30	RM30TC
200	150	50.030.020.0150	52.030.020.0150
250	175	50.030.025.0175	52.030.025.0175
300	200	50.030.030.0200	52.030.030.0200
350	225	50.030.035.0225	52.030.035.0225
400	250	50.030.040.0250	52.030.040.0250
450	290	50.030.045.0290	52.030.045.0290
500	330	50.030.050.0330	52.030.050.0330
600	400	50.030.060.0400	52.030.060.0400
700	470	50.030.070.0470	52.030.070.0470
800	550	50.030.080.0550	52.030.080.0550
900	620	50.030.090.0620	52.030.090.0620
1000	700	50.030.100.0700	52.030.100.0700



RM40

sezione
cross section

● $\varnothing 4,0^{\pm 0,1}$ mm

RM40 TC

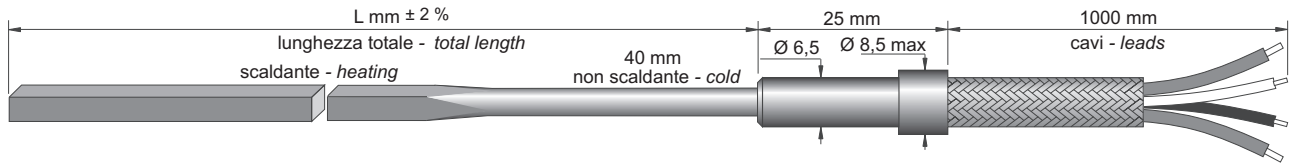
con termocoppia incorporata (tipo J)
with thermocouple built-in (type J)

Ø INTERNO MINIMO DI SPIRALATURA MINIMUM INTERNAL COILING Ø	12	mm
POTENZA WATTAGE	+5% -10%	
RESISTENZA RESISTANCE	+10% -5%	
RIGIDITA' DIELETTICA DIELECTRIC STRENGHT	1150	V
ISOLAMENTO (a freddo 500Vcc) INSULATION (cold 500Vcc)	> 10	MΩ
DISPERSIONE (corrente di fuga a freddo) LEAKAGE CURRENT (cold)	< 0,5	mA
MASSIMA TEMPERATURA AMMESSA SUL TUBO MAXIMUM WORKING TEMPERATURE ALLOWED ON SHEATH	750	°C

Fornitura standard con cavi in nichel isolati in PTFE lunghi 1000 mm
Standard supply 1000 mm PTFE insulated nickel leadwires

L mm	W 230V	RM40	RM40TC
250	175	50.040.025.0175	52.040.025.0175
300	200	50.040.030.0200	52.040.030.0200
350	225	50.040.035.0225	52.040.035.0225
400	250	50.040.040.0250	52.040.040.0250
450	290	50.040.045.0290	52.040.045.0290
500	330	50.040.050.0330	52.040.050.0330
600	400	50.040.060.0400	52.040.060.0400
700	470	50.040.070.0470	52.040.070.0470
800	550	50.040.080.0550	52.040.080.0550
900	620	50.040.090.0620	52.040.090.0620
1000	700	50.040.100.0700	52.040.100.0700
1200	850	50.040.120.0850	52.040.120.0850
1400	950	50.040.140.0950	52.040.140.0950
1600	1100	50.040.160.1100	52.040.160.1100
1800	1200	50.040.180.1200	52.040.180.1200

RISCALDATORI MINITUBOLARI MINITUBULAR HEATERS

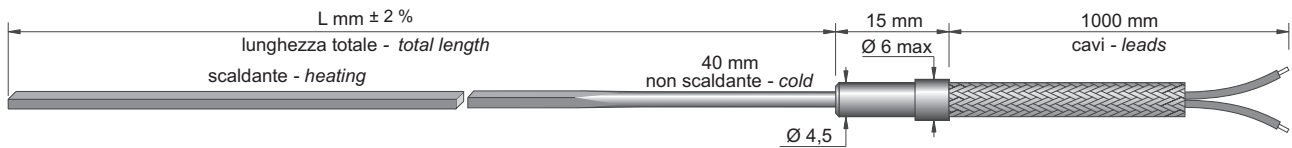


RM32 sezione cross section ■ **3,2 x 3,2**^{±0,1} mm
RM32 TC con termocoppia incorporata (tipo J) with thermocouple built-in (type J)

Ø INTERNO MINIMO DI SPIRALATURA MINIMUM INTERNAL COILING Ø	12	mm
POTENZA WATTAGE	+5% -10%	
RESISTENZA RESISTANCE	+10% -5%	
RIGIDITA' DIELETTICA DIELECTRIC STRENGHT	1150	V
ISOLAMENTO (a freddo 500Vcc) INSULATION (cold 500Vcc)	> 10	MΩ
DISPERSIONE (corrente di fuga a freddo) LEAKAGE CURRENT (cold)	< 0,5	mA
MASSIMA TEMPERATURA AMMESSA SUL TUBO MAXIMUM WORKING TEMPERATURE ALLOWED ON SHEATH	750	°C

Fornitura standard con cavi in nichel isolati in PTFE lunghi 1000 mm
Standard supply 1000 mm PTFE insulated nickel leadwires

L mm	W 230V	RM32	RM32 TC
250	175	50.032.025.0175	52.032.025.0175
300	200	50.032.030.0200	52.032.030.0200
350	225	50.032.035.0225	52.032.035.0225
400	250	50.032.040.0250	52.032.040.0250
450	290	50.032.045.0290	52.032.045.0290
500	330	50.032.050.0330	52.032.050.0330
600	400	50.032.060.0400	52.032.060.0400
700	470	50.032.070.0470	52.032.070.0470
800	550	50.032.080.0550	52.032.080.0550
900	620	50.032.090.0620	52.032.090.0620
1000	700	50.032.100.0700	52.032.100.0700
1200	850	50.032.120.0850	52.032.120.0850
1400	950	50.032.140.0950	52.032.140.0950
1600	1100	50.032.160.1100	52.032.160.1100
1800	1200	50.032.180.1200	52.032.180.1200

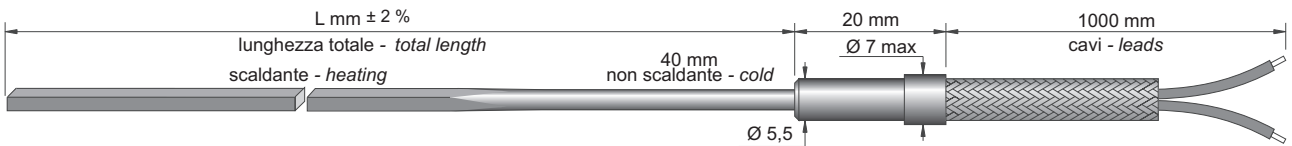


RM14 sezione cross section ■ **2,4 x 1,4**^{±0,1} mm

Ø INTERNO MINIMO DI SPIRALATURA MINIMUM INTERNAL COILING Ø	6	mm
POTENZA WATTAGE	+5% -10%	
RESISTENZA RESISTANCE	+10% -5%	
RIGIDITA' DIELETTICA DIELECTRIC STRENGHT	800 V	
ISOLAMENTO (a freddo 500Vcc) INSULATION (cold 500Vcc)	> 10	MΩ
DISPERSIONE (corrente di fuga a freddo) LEAKAGE CURRENT (cold)	< 0,5	mA
MASSIMA TEMPERATURA AMMESSA SUL TUBO MAXIMUM WORKING TEMPERATURE ALLOWED ON SHEATH	750	°C

Fornitura standard con cavi in nichel isolati in PTFE lunghi 1000 mm
Standard supply 1000 mm PTFE insulated nickel leadwires

L mm	W 230V	RM14
120	80	50.014.012.0080
150	100	50.014.015.0100
200	125	50.014.020.0125
250	150	50.014.025.0150
300	175	50.014.030.0175
350	200	50.014.035.0200
400	225	50.014.040.0225
450	250	50.014.045.0250
500	275	50.014.050.0275



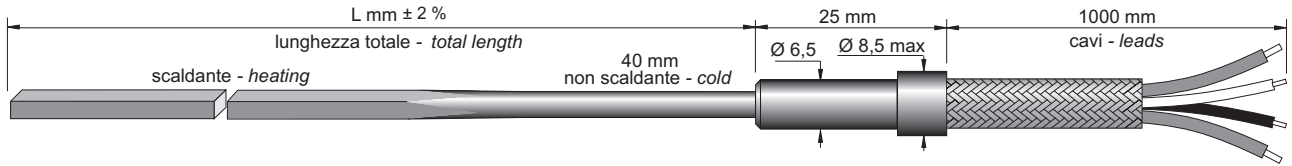
RM18 sezione cross section ■ **3,2 x 1,8**^{±0,1} mm

Ø INTERNO MINIMO DI SPIRALATURA MINIMUM INTERNAL COILING Ø	8	mm
POTENZA WATTAGE	+5% -10%	
RESISTENZA RESISTANCE	+10% -5%	
RIGIDITA' DIELETTICA DIELECTRIC STRENGHT	1000 V	
ISOLAMENTO (a freddo 500Vcc) INSULATION (cold 500Vcc)	> 10	MΩ
DISPERSIONE (corrente di fuga a freddo) LEAKAGE CURRENT (cold)	< 0,5	mA
MASSIMA TEMPERATURA AMMESSA SUL TUBO MAXIMUM WORKING TEMPERATURE ALLOWED ON SHEATH	750	°C

Fornitura standard con cavi in nichel isolati in PTFE lunghi 1000 mm
Standard supply 1000 mm PTFE insulated nickel leadwires

L mm	W 230V	RM18
200	150	50.018.020.0150
250	175	50.018.025.0175
300	200	50.018.030.0200
350	225	50.018.035.0225
400	250	50.018.040.0250
450	290	50.018.045.0290
500	330	50.018.050.0330
600	400	50.018.060.0400
700	470	50.018.070.0470
800	550	50.018.080.0550
900	620	50.018.090.0620
1000	700	50.018.100.0700

RISCALDATORI MINITUBOLARI MINITUBULAR HEATERS

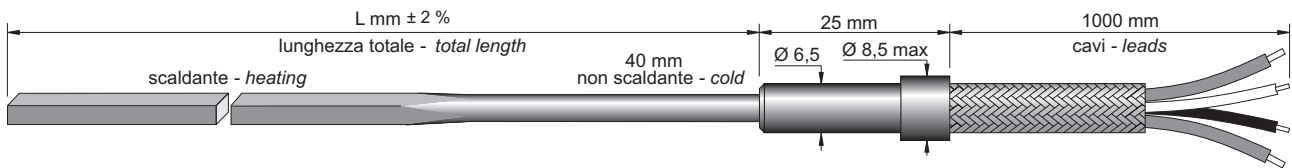


RM22 sezione cross section ■ **4,3 x 2,2^{±0,1}** mm
RM22 TC con termocoppia incorporata (tipo J) with thermocouple built-in (type J)

Ø INTERNO MINIMO DI SPIRALATURA MINIMUM INTERNAL COILING Ø	12	mm
POTENZA WATTAGE	+5% -10%	
RESISTENZA RESISTANCE	+10% -5%	
RIGIDITA' DIELETTICA DIELECTRIC STRENGHT	1150	V
ISOLAMENTO (a freddo 500Vcc) INSULATION (cold 500Vcc)	> 10	MΩ
DISPERSIONE (corrente di fuga a freddo) LEAKAGE CURRENT (cold)	< 0,5	mA
MASSIMA TEMPERATURA AMMESSA SUL TUBO MAXIMUM WORKING TEMPERATURE ALLOWED ON SHEATH	750	°C

Fornitura standard con cavi in nichel isolati in PTFE lunghi 1000 mm
 Standard supply 1000 mm PTFE insulated nickel leadwires

L mm	W 230V	RM22	RM22 TC
250	200	50.022.025.0200	52.022.025.0200
300	225	50.022.030.0225	52.022.030.0225
350	250	50.022.035.0250	52.022.035.0250
400	290	50.022.040.0290	52.022.040.0290
450	330	50.022.045.0330	52.022.045.0330
500	400	50.022.050.0400	52.022.050.0400
600	470	50.022.060.0470	52.022.060.0470
700	550	50.022.070.0550	52.022.070.0550
800	620	50.022.080.0620	52.022.080.0620
900	700	50.022.090.0700	52.022.090.0700
1000	800	50.022.100.0800	52.022.100.0800
1200	950	50.022.120.0950	52.022.120.0950
1400	1100	50.022.140.1100	52.022.140.1100
1600	1200	50.022.160.1200	52.022.160.1200



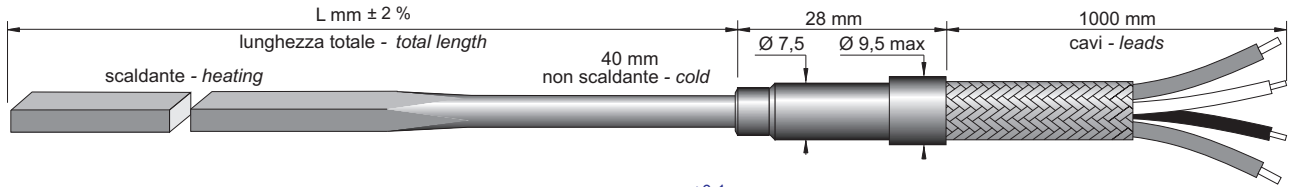
RM25 sezione cross section ■ **4,0 x 2,5^{±0,1}** mm
RM25 TC con termocoppia incorporata (tipo J) with thermocouple built-in (type J)

Ø INTERNO MINIMO DI SPIRALATURA MINIMUM INTERNAL COILING Ø	12	mm
POTENZA WATTAGE	+5% -10%	
RESISTENZA RESISTANCE	+10% -5%	
RIGIDITA' DIELETTICA DIELECTRIC STRENGHT	1150	V
ISOLAMENTO (a freddo 500Vcc) INSULATION (cold 500Vcc)	> 10	MΩ
DISPERSIONE (corrente di fuga a freddo) LEAKAGE CURRENT (cold)	< 0,5	mA
MASSIMA TEMPERATURA AMMESSA SUL TUBO MAXIMUM WORKING TEMPERATURE ALLOWED ON SHEATH	750	°C

Fornitura standard con cavi in nichel isolati in PTFE lunghi 1000 mm
 Standard supply 1000 mm PTFE insulated nickel leadwires

L mm	W 230V	RM25	RM25 TC
250	200	50.025.025.0200	52.025.025.0200
300	225	50.025.030.0225	52.025.030.0225
350	250	50.025.035.0250	52.025.035.0250
400	290	50.025.040.0290	52.025.040.0290
450	330	50.025.045.0330	52.025.045.0330
500	400	50.025.050.0400	52.025.050.0400
600	470	50.025.060.0470	52.025.060.0470
700	550	50.025.070.0550	52.025.070.0550
800	620	50.025.080.0620	52.025.080.0620
900	700	50.025.090.0700	52.025.090.0700
1000	800	50.025.100.0800	52.025.100.0800
1200	950	50.025.120.0950	52.025.120.0950
1400	1100	50.025.140.1100	52.025.140.1100
1600	1200	50.025.160.1200	52.025.160.1200

RISCALDATORI MINITUBOLARI MINITUBULAR HEATERS

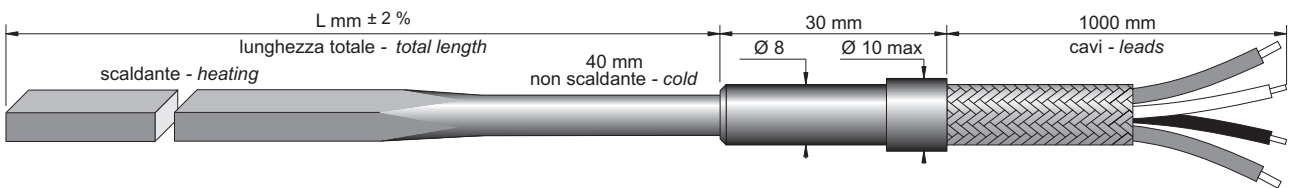


RM53 sezione cross section ■ **5,0 x 3,0** ^{±0,1} mm
RM53 TC con termocoppia incorporata (tipo J) with thermocouple built-in (type J)

Ø INTERNO MINIMO DI SPIRALATURA MINIMUM INTERNAL COILING Ø	18	mm
POTENZA WATTAGE	+5% -10%	
RESISTENZA RESISTANCE	+10% -5%	
RIGIDITA' DIELETTICA DIELECTRIC STRENGHT	1250	V
ISOLAMENTO (a freddo 500Vcc) INSULATION (cold 500Vcc)	> 10	MΩ
DISPERSIONE (corrente di fuga a freddo) LEAKAGE CURRENT (cold)	< 0,5	mA
MASSIMA TEMPERATURA AMMESSA SUL TUBO MAXIMUM WORKING TEMPERATURE ALLOWED ON SHEATH	750	°C

Fornitura standard con cavi in nichel isolati in PTFE lunghi 1000 mm
 Standard supply 1000 mm PTFE insulated nickel leadwires

L mm	W 230V	RM53	RM53 TC
800	700	50.053.080.0700	52.053.080.0700
900	800	50.053.090.0800	52.053.090.0800
1000	900	50.053.100.0900	52.053.100.0900
1200	1050	50.053.120.1050	52.053.120.1050
1400	1200	50.053.140.1200	52.053.140.1200
1600	1300	50.053.160.1300	52.053.160.1300
1800	1400	50.053.180.1400	52.053.180.1400
2000	1500	50.053.200.1500	52.053.200.1500
2200	1600	50.053.220.1600	52.053.220.1600



RM64 sezione cross section ■ **6,0 x 4,0** ^{±0,15} mm
RM64 TC con termocoppia incorporata (tipo J) with thermocouple built-in (type J)

Ø INTERNO MINIMO DI SPIRALATURA MINIMUM INTERNAL COILING Ø	24	mm
POTENZA WATTAGE	+5% -10%	
RESISTENZA RESISTANCE	+10% -5%	
RIGIDITA' DIELETTICA DIELECTRIC STRENGHT	1500	V
ISOLAMENTO (a freddo 500Vcc) INSULATION (cold 500Vcc)	> 10	MΩ
DISPERSIONE (corrente di fuga a freddo) LEAKAGE CURRENT (cold)	< 0,5	mA
MASSIMA TEMPERATURA AMMESSA SUL TUBO MAXIMUM WORKING TEMPERATURE ALLOWED ON SHEATH	750	°C

Fornitura standard con cavi in nichel isolati in PTFE lunghi 1000 mm
 Standard supply 1000 mm PTFE insulated nickel leadwires

L mm	W 230V	RM64	RM64 TC
800	800	50.064.080.0800	52.064.080.0800
1000	1000	50.064.100.1000	52.064.100.1000
1250	1200	50.064.125.1200	52.064.125.1200
1500	1400	50.064.150.1400	52.064.150.1400
1750	1600	50.064.175.1600	52.064.175.1600
2000	1800	50.064.200.1800	52.064.200.1800
2250	2000	50.064.225.2000	52.064.225.2000
2500	2200	50.064.250.2200	52.064.250.2200

Riscaldatori Minitubolari

Minitubular Heaters



COMPANY WITH
QUALITY
MANAGEMENT
SYSTEM CERTIFIED
ISO 9001

092019



EUROHEAT NEL MONDO: *EUROHEAT IN THE WORLD:*

- GERMANY
- FRANCE
- SPAIN
- PORTUGAL
- SWITZERLAND
- BELGIUM
- DENMARK
- SWEDEN
- CZECK REP.
- ROMANIA
- BULGARIA
- GREECE
- TURKEY
- ISRAEL

- CANADA
- U.S.A.
- MEXICO
- BRAZIL
- ARGENTINA
- CHILE
- NEW ZEALAND
- CHINA
- TAIWAN
- HONG KONG
- INDIA
- THAILAND
- AUSTRALIA
- VIETNAM



euroheat

EUROHEAT s.r.l.

Corso Lombardia, 50 - 10099
San Mauro Torinese (TO) Italy
Tel. +39 011 223 61 61
Fax +39 011 223 61 70
www.euroheat.it
info@euroheat.zoppas.com

h o t r u n n e r h e a t e r s